

For more information call
1.866.365.0094

T-Y GROUP & HARBOR LINEN

A BED BATH & BEYOND COMPANY

[redefining the guest experience]

What are Anchors products? They are our core selection of **best-sellers** which we keep **always in stock and ready to ship**. For those who have no time to lose but don't want to sacrifice quality, style or budget, **Anchors are the perfect solution.**



Want to know more? Please visit:
TYHARBOR.COM

ANCHORS
The logo for Anchors, featuring a shield-shaped emblem with a stylized anchor inside.

ALWAYS IN STOCK / READY TO SHIP



ALWAYS IN STOCK / READY TO SHIP

Here's where the warehousing and distribution **power of Bed Bath & Beyond** really comes in handy. When you just can't wait and need your product immediately, turn to our Anchors collection of popular products, which are **guaranteed to be always in stock** and ready to ship immediately. Bedding, towels and more will be on their way with just a click or phone call to your sales representative.

LINENS
TOWELS
BEDDING
QUALITY
ANCHORS

ALWAYS IN STOCK / READY TO SHIP

LINENS

11 Classic and Updated Styles

ANCHORS ALWAYS IN STOCK / READY TO SHIP



Complement your brand identity with this line-up of **all-time favorites**. Choose from **crisp percale, lustrous sateen and chic shadow stripes**, each available in 100% cotton or practical cotton/poly blends. Their **quality** speaks for itself in leading hotels, resorts, spas and cruise ships around the world.

SOLID

STRIPES

SATEEN

T-300 100% Combed Cotton
T-300 80/20 Cotton/Polyester Blend

SIZE

21x32
21x37
21x44
60x80
78x80
100x120
118x120
88x88
105x96

DESCRIPTION

Standard Pillow Case
Queen Pillow Case
King Pillow Case
Queen Fitted Sheet
King Fitted Sheet
Queen Flat Sheet
King Flat Sheet
Queen Duvet Cover
King Duvet Cover

CASE PACK

84/case
84/case
84/case
15/case
12/case
15/case
12/case
10/case
10/case

PERCALE

T-300 100% Combed Cotton
T-300 60/40 Cotton/Polyester Blend
T-250 60/40 Cotton/Polyester Blend
T-200 60/40 Cotton/Polyester Blend

MICRO-STRIPE

T-300 100% Combed Cotton
T-250 60/40 Cotton/Polyester Blend

SIZE

21x32
21x37
21x44
60x80
78x80
100x120
118x120
88x88
104x90

DESCRIPTION

Standard Pillow Case
Queen Pillow Case
King Pillow Case
Queen Fitted Sheet
King Fitted Sheet
Queen White Flat Sheet
King White Flat Sheet
Queen Duvet Cover
King Duvet Cover

CASE PACK

84/case
84/case
84/case
15/case
12/case
15/case
12/case
10/case
10/case

SATEEN STRIPE

T-300 100% Combed Cotton
T-300 60/40 Cotton/Polyester Blend
T-250 60/40 Cotton/Polyester Blend

SIZES WILL VARY BY COLLECTION, CONTACT YOUR ACCOUNT EXECUTIVE FOR MORE INFO

SIZES WILL VARY BY COLLECTION, CONTACT YOUR ACCOUNT EXECUTIVE FOR MORE INFO



TRADITIONAL

Keep it classic with our Traditional Collection. This collection is recognized for its simplistic yet sophisticated aesthetic.

- 100% cotton
- Several weights available
- 2cm ribbed design
- Single ply pile

WEIGHT	DESCRIPTION	CASE PACK
1.5lb/dz	12x12 Wash Cloth	240/case
4.2lb/dz	16x30 Hand Towel	90/case
15lb/dz	27x54 Bath Towel	20/case
17lb/dz	27x54 Bath Towel	20/case
20lb/dz	35x70 Bath Sheet	20/case
9lb/dz	22x34 Bath Mat	42/case



EXCELLENCE

This towel collection utilizes the finest 100% combed cotton yarn. It is ring spun for strength, absorbency, and softness.

The “piano key” border adds a superior touch to this terry ensemble.

- 100% Cotton
- Piano stripe design
- Several weights available

WEIGHT	DESCRIPTION	CASE PACK
1.5lb/dz	13x14 Wash Cloth	25/10dz
4.75lb/dz	16x32 Hand Towel	10dz
18lb/dz	30x56 Bath Towel	3dz
24lb/dz	35x70 Bath Sheet	3dz
10lb/dz	20x34 Bath Mat	5dz



ANCHORS ALWAYS IN STOCK / READY TO SHIP

Provide a **delightful bath experience** for your guests with these **soft and absorbent, 100% cotton towels**. Our Anchors group offers you a choice of dobby border textures, loop pile heights and terrycloth weights from **traditional to extravagantly thick and oversized**.

TOWELS

4 Collections, Multiple Weights



IMPERIAL

The Imperial Collection features a graceful and timeless ribbed dobby border. Designed to be absorbent and durable with a classic sensibility.

- 100% Cotton
- Several weights available
- Double ply pile
- 2cm dobby border

WEIGHT	DESCRIPTION	CASE PACK
1.75lb/dz	13x13 Wash Cloth	90/case
5.25lb/dz	16x30 Hand Towel	70/case
4lb/dz	16x30 Hand Towel	20/case
14lb/dz	27x50 Bath Towel	20/case
17lb/dz	27x56 Bath Towel	42/case
20lb/dz	30x60 Bath Towel	42/case



CROWN IMPERIAL

The Classic Crown Imperial collection made from 100% cotton with high cotton loops for absorbency and softness features a classic border.

- 100% Cotton
- 2cm dobby border
- Single ply pile
- Several weights available

WEIGHT	DESCRIPTION	CASE PACK
1.5lb/dz	13x13 Wash Cloth	300/case
4.5lb/dz	16x30 Hand Towel	120/case
14lb/dz	27x50 Bath Towel	36/case
17lb/dz	27x56 Bath Towel	60/case
9.5lb/dz	22x32 Bath Mat	36/case



PILLOWS



NEW GENERATION COLLECTION

The New Generation® Pillow has been developed to provide the highest quality, most “down-like” pillow available.

Featuring a high thread count ticking, which resists stains, for a long service life.

- “Down like” pillow
- T-233 100% cotton shell
- Non-allergenic microfiber fill

TYPE	SIZE	CASE PACK
Standard	20x26	12/case
Queen	20x30	12/case
King	20x36	12/case

BLANKETS



SLEEP BLUEPRINT

This blanket has been specifically designed for triple sheeting and is perfect for all season climates. Down alternative fill makes it incredibly soft, while “no-clump” bonding agent secures fiber stability for washing and extended use.

- Non-allergenic fill
- No clump bonding agent
- Self fabric corded edge
- Microfiber cover
- 6” quilt stitch pattern
- Machine washable
- Not fr rated

TYPE	SIZE	CASE PACK
Queen	93x98	6/case
King	105x98	6/case

BASIC BEDDING

Rest Assured of Quality and Elegance

ANCHORS  ALWAYS IN STOCK / READY TO SHIP

Guests will know they love the **luxurious look and feel**. Only you will know that our bedding also has the **inherent longevity and durability** for a **hospitality setting**.

DUVET INSERTS




SLEEP BLUEPRINT

Tailor your guest’s sleep experience by providing customized temperature comfort with our new Duvet Inserts. Choose from all season or warm duvet inserts. Down alternative fill makes it incredibly soft while “no-clump” bonding agent solution secures fiber stability for washing and extended use.

- Non-Allergenic Fill
- No Clump Bonding Agent
- Self Fabric Corded Edge
- Microfiber Cover
- Machine Washable
- Warm - 10” Quilt Stitch Pattern
- All Season - 8” Quilt Stitch Pattern
- Not FR Rated

TYPE	SIZE	CASE PACK
Queen	90x90	6/case
King	104x90	6/case

MATTRESS PADS




SLEEP BLUEPRINT

Protect your mattress without compromising guest comfort with this 7.5 oz fill Mattress Pad.

- 7.5 oz fill
- Knit skirt
- Fits mattresses 13” to 18” deep
- 4” diamond quilting


TYPE	SIZE	CASE PACK
Twin 18” Depth	36x80	6/case
Full 18” Depth	54x80	6/case
Queen 18” Depth	60x80	6/case
King 18” Depth	76x80	6/case

LINEN



SOLID

STRIPE



SOLID

STRIPE



SOLID

BASIC BEDDING



PILLOWS



DUVET INSERTS



BLANKET




MATTRESS PAD



ALWAYS IN STOCK / READY TO SHIP

TERRY



WHITE



WHITE



WHITE



WHITE

QUALITY

Our Commitment to You, Your Guests and the Environment

- Worldwide reputation built on the integrity of our products, services and values
- Manufactured in socially responsible factories to meet or exceed the highest industry standards, ensuring both comfort and longevity
- Fully tested for durability, colorfastness, shrinkage and lint production
- By request we produce eco-friendly, socially responsible products made with cotton ethically grown in the USA